
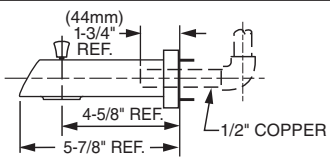

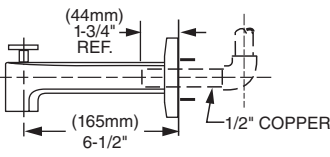

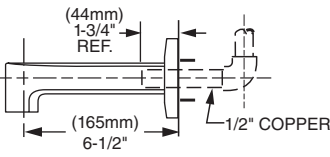
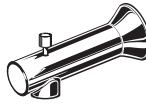
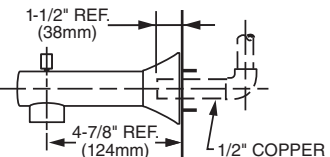

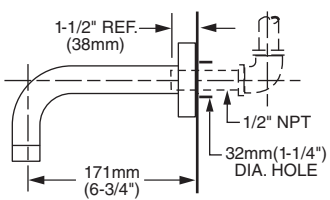

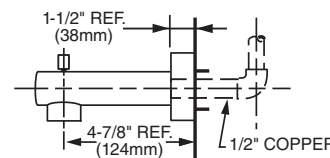

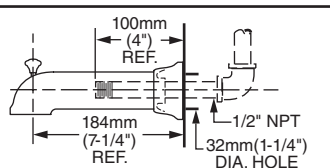

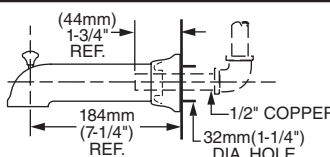

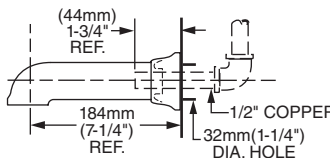


Model #	Description	Finishes	Roughing-In Dimensions
 <p>8888.086 GREEN TEA® SLIP-ON DIVERTER TUB SPOUT</p> <ul style="list-style-type: none"> For 1/2" copper pipe Metal Construction 4-5/8" length to center of stream straightener 	.002 Polished Chrome .075 Stainless Steel	 <p>(44mm) 1-3/4" REF. 4-5/8" REF. 5-7/8" REF. 1/2" COPPER</p>	
 <p>8888.091 MOMENTS™ SLIP-ON BRASS DIVERTER TUB SPOUT</p> <ul style="list-style-type: none"> For 1/2" copper pipe All Brass Construction 6-1/2" length to center of stream straightener 	.002 Polished Chrome .075 Stainless Steel	 <p>(44mm) 1-3/4" REF. (165mm) 6-1/2" 1/2" COPPER</p>	
 <p>8888.092 MOMENTS SLIP-ON BRASS TUB SPOUT</p> <ul style="list-style-type: none"> For 1/2" copper pipe All Brass Construction 6-1/2" length to center of stream straightener 	.002 Polished Chrome .075 Stainless Steel	 <p>(44mm) 1-3/4" REF. (165mm) 6-1/2" 1/2" COPPER</p>	
 <p>8888.743 BERWICK® SLIP-ON DIVERTER TUB SPOUT</p> <ul style="list-style-type: none"> For 1/2" copper pipe Metal Construction 4-7/8" length to center of stream straightener 	.002 Polished Chrome .295 Satin Nickel (PVD)	 <p>1-1/2" REF. (38mm) 4-7/8" REF. (124mm) 1/2" COPPER</p>	
 <p>8888.421 SERIN® BRASS TUB SPOUT</p> <ul style="list-style-type: none"> 1/2" IPS Connection All Brass Construction 6-3/4" length to center of stream straightener 	.002 Polished Chrome .295 Satin Nickel (PVD)	 <p>1-1/2" REF. (38mm) 171mm (6-3/4") 1/2" NPT 32mm(1-1/4") DIA. HOLE</p>	
 <p>8888.087 SERIN SLIP-ON DIVERTER TUB SPOUT</p> <ul style="list-style-type: none"> For 1/2" copper pipe Metal Construction 4-7/8" length to center of stream straightener 	.002 Polished Chrome .295 Satin Nickel (PVD)	 <p>1-1/2" REF. (38mm) 4-7/8" REF. (124mm) 1/2" COPPER</p>	
 <p>8888.315 TOWN SQUARE DIVERTER TUB SPOUT</p> <ul style="list-style-type: none"> 1/2" IPS Connection Metal Construction 7-1/4" length to center of stream straightener. 	.002 Polished Chrome .295 Satin Nickel (PVD)	 <p>100mm (4") REF. 184mm (7-1/4") REF. 1/2" NPT 32mm(1-1/4") DIA. HOLE</p>	
 <p>8888.088 TOWN SQUARE® SLIP-ON DIVERTER TUB SPOUT</p> <ul style="list-style-type: none"> For 1/2" copper pipe Metal Construction 7-1/4" length to center of stream straightener. 	.002 Polished Chrome .224 Oil Rubbed Bronze .295 Satin Nickel (PVD)	 <p>(44mm) 1-3/4" REF. 184mm (7-1/4") REF. 1/2" COPPER 32mm(1-1/4") DIA. HOLE</p>	
 <p>8888.089 TOWN SQUARE SLIP-ON TUB SPOUT</p> <ul style="list-style-type: none"> For 1/2" copper pipe Metal Construction 7-1/4" length to center of stream straightener. 	.002 Polished Chrome .224 Oil Rubbed Bronze .295 Satin Nickel (PVD)	 <p>(44mm) 1-3/4" REF. 184mm (7-1/4") REF. 1/2" COPPER 32mm(1-1/4") DIA. HOLE</p>	